

Symposium™ ID250

Interactive Pen Display

Captivate audiences with dynamic presentations

Present confidently using familiar, intuitive tools

Write notes, highlight information and save




Make a statement as you deliver your message

The stylish Symposium ID250 interactive pen display is an easy-to-use and eye-catching presentation solution. But it's more than just a pretty interface.

Working with your computer and projector, the ID250 displays your desktop on its 15" (38.1 cm) interactive LCD screen. The image can be projected simultaneously through a computer projector onto a large screen for everyone to see, allowing you to interact with your presentation as you face your audience. Adaptable by design, the ID250 can be placed on a table or mounted permanently on an adjustable arm.


Use the pen tool to control applications or to write notes and highlight information in electronic ink. After your presentation, save, print or e-mail your notes so everyone stays on the same page. Powered by SMART Board™ software, the ID250 is so easy to use you'll wonder what you ever did without it.



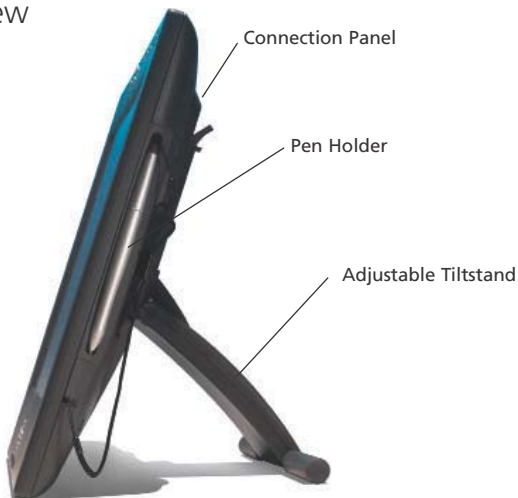
Dimensions

Screen Area	15" (38.1 cm) diagonal
Size	15 3/4" W x 13 3/8" D x 2" H (40.0 cm x 34.0 cm x 5.1 cm)
Weight	9 lb (4.1 kg)

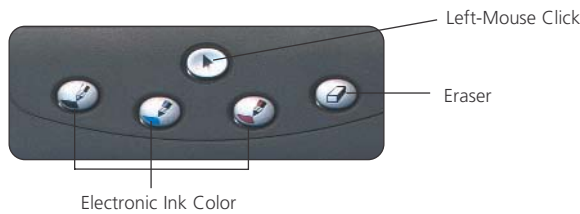
Front View



Side View



Pen-Tool Buttons



Features

Interactive Screen

Touch the screen with the pen to control computer applications and write electronic notes. Don't worry about accidentally touching the screen with your hand or sleeve – the screen only detects pen contact.

Battery-Free Tethered Pen

Securely attached to the console, the pen is there when you need it. And no battery means no maintenance cost or product downtime.

Pen-Tool and Function Buttons

Handy pen-tool buttons allow you to change ink color or use the eraser without crowding your display with toolbars. Function buttons provide quick access to the most commonly used applications.

SMART Board Software

Control any computer application, write and edit notes, and save everything to a single file. Capture your notes, record synchronized audio and data files, transform handwriting to text, write over moving or still video – and much more. Stay current with free upgrades, available at www.smarttech.com/sbsoftware.

On-Screen Display Buttons

Fine-tune display properties to suit your preferences.

Adjustable Tiltstand

Adjust the viewing angle for your comfort.

VESA Mounting Plate

Integrate the ID250 with a wide range of installations. Any VESA-75 LCD mounting arm may be used.

RGB Video Pass-Through

Connect the ID250 to a digital projector so both devices display the same image.

USB Connection

Connect the ID250 to an available USB port.

System Requirements

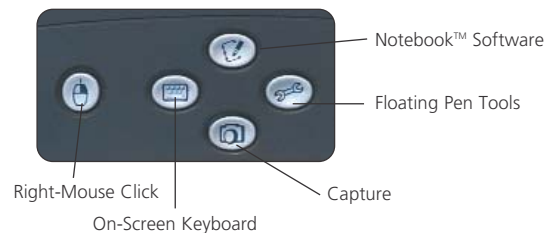
Windows Operating Systems

Pentium® 150 MHz processor (Pentium II processor or later recommended)
 48 MB of RAM (128 MB recommended)
 Windows 98SE, Windows 98 operating system or later
 100 MB of free hard disk space for complete installation

Macintosh Computer

350 MHz processor
 128 MB of RAM
 Mac OS X operating system software v10.1 or later
 25 MB of free hard disk space for complete installation

Function Buttons



www.smarttech.com/sympodium

SMART Technologies Inc.

Suite 600, 1177 – 11th Avenue SW
 Calgary, AB CANADA T2R 1K9
 Tel.: 403.245.0333 Fax: 403.228.2500
 Toll free: 1.888.42.SMART
 E-mail: info@smarttech.com

SMART products are sold and supported through a worldwide network of resellers and distributors. Please contact: